

# A Beautiful Day in the Neighborhood

**The Poetry of Mister Rogers**

Activity Guide

**Lyrics by FRED ROGERS • Illustrations by LUKE FLOWERS**



# Welcome to the Neighborhood

**Hi, Neighbor!**

**Mister Rogers came into our lives over 50 years ago, and we're all the better for it today. His timeless teachings, authenticity, and gentle way of reminding us that we're all special and loved—just the way we are—resonate with children and adults alike.**

**Use this activity guide alongside the book *A Beautiful Day in the Neighborhood* to create a caring and fun place for the children you guide and teach. You'll help them learn about themselves, other people, and the world around them. In doing so, you will share Mister Rogers's legacy of inspiring children to be kind, imaginative, and proud of who they are, inside and out.**



# Anytime Activities

The following activities, inspired by *A Beautiful Day in the Neighborhood*, are designed to help your learning space—whether a classroom, home, library, activity center, or anywhere children frequent—be a more mindful and caring place. You can do them anytime and in any order.

## It's You I Like

Pair up children and then read aloud the poem “It’s You I Like” (p. 71) in *A Beautiful Day in the Neighborhood*. Ask children to tell their partners the things they like about them. Then have them draw portraits of each other highlighting those attributes.

## Reading Journal

Mister Rogers loved reading to and with children. Have children make reading journals to keep track of what they read. Each entry should include the title, author, summary, at least one thing they liked about the book, and if they read the book alone or the name of the person they read it with. Encourage kids to decorate their journals with quotes and illustrations from *A Beautiful Day in the Neighborhood* and their other favorite books.

## A (Paper) Chain of Kindness

Read “Won’t You Be My Neighbor” (p. 12) from *A Beautiful Day in the Neighborhood*. Then lead a discussion about how neighbors should be kind to one another, what kindness is, how it makes us feel, and different forms of kindness, like kind words, actions, and thoughts. Next, have kids think of kind things they did or experienced that day; write them on strips of paper. (Older kids can write their own.) Loop the strips together and sta-

ple them to make a Chain of Kindness. While constructing the chain, talk about how, when someone does something kind to us, it makes us feel good and want to do something kind for someone else, which can make them feel good and want to do something kind too. It’s a chain reaction! Hang the chain around the room and add to it whenever someone does something kind.

## Mindful Words

Mindfulness means paying full attention to something and slowing down to really notice things. Mister Rogers modeled mindful behavior for adults and kids. Help children slow down and take a long look at the songs and poems in *A Beautiful Day in the Neighborhood*. As you are reading together, note words that make you happy. Write each of these words on a strip of paper and hang them around the room. They will remind everyone who reads them to stop, smile, and be mindful.



# Warm Welcome

**Mister Rogers welcomed everybody into his home and neighborhood. Make your space just as warm and inviting. As a group, create a welcome sign filled with words and images that promote caring, mindfulness, learning, acceptance, and positivity. Give everyone their own section of the sign in which to create something meaningful. Encourage kids to express themselves creatively and use whatever medium they feel most comfortable with. Other than realistic drawings, some ideas are poems, songs, cartoons, collages, quotes, photographs, and abstract art. Hang the sign on the outside of the door or near the entrance to your space.**

## Beautiful Bookmarks

Have kids each choose their favorite poem from *A Beautiful Day in the Neighborhood*. Then have them create bookmarks inspired by Mister Rogers's words. Encourage them to write their favorite verses on the bookmark and decorate it with pictures that make them happy. They can use the bookmark themselves or put a smile on someone's face by giving it to them.

## Neighborhood Helpers

Read "Mister Rogers' Invitation" (p. 14) from *A Beautiful Day in the Neighborhood*, then talk about neighborhoods and communities. What makes a neighborhood or community beautiful? How do different people contribute to your neighborhood? How is your neighborhood like Mister Rogers's neighborhood? How is it different? How do you help your community? How can you, as a group, help it more? Write the answers on the board. Vote on the best way to help your neighborhood or community and create a plan to make it happen.

## Thank You, Mister Rogers

Mister Rogers spoke to children on their level and encouraged them to take ownership of their actions and feelings. Have kids write and decorate a card to someone else who has been a positive influence in their life. The card can be placed in an envelope and given to the parent. The parent and child can then read/talk about the card and person who influenced them. Parents may want discuss whether or not the child wants to give the card to the person who influenced them.



# A Beautiful Day in MY Neighborhood

**On his TV show, Mister Rogers invited us all to his neighborhood. Filled with love, imagination, and honesty, Mister Rogers neighborhood was an ideal version of our own.**

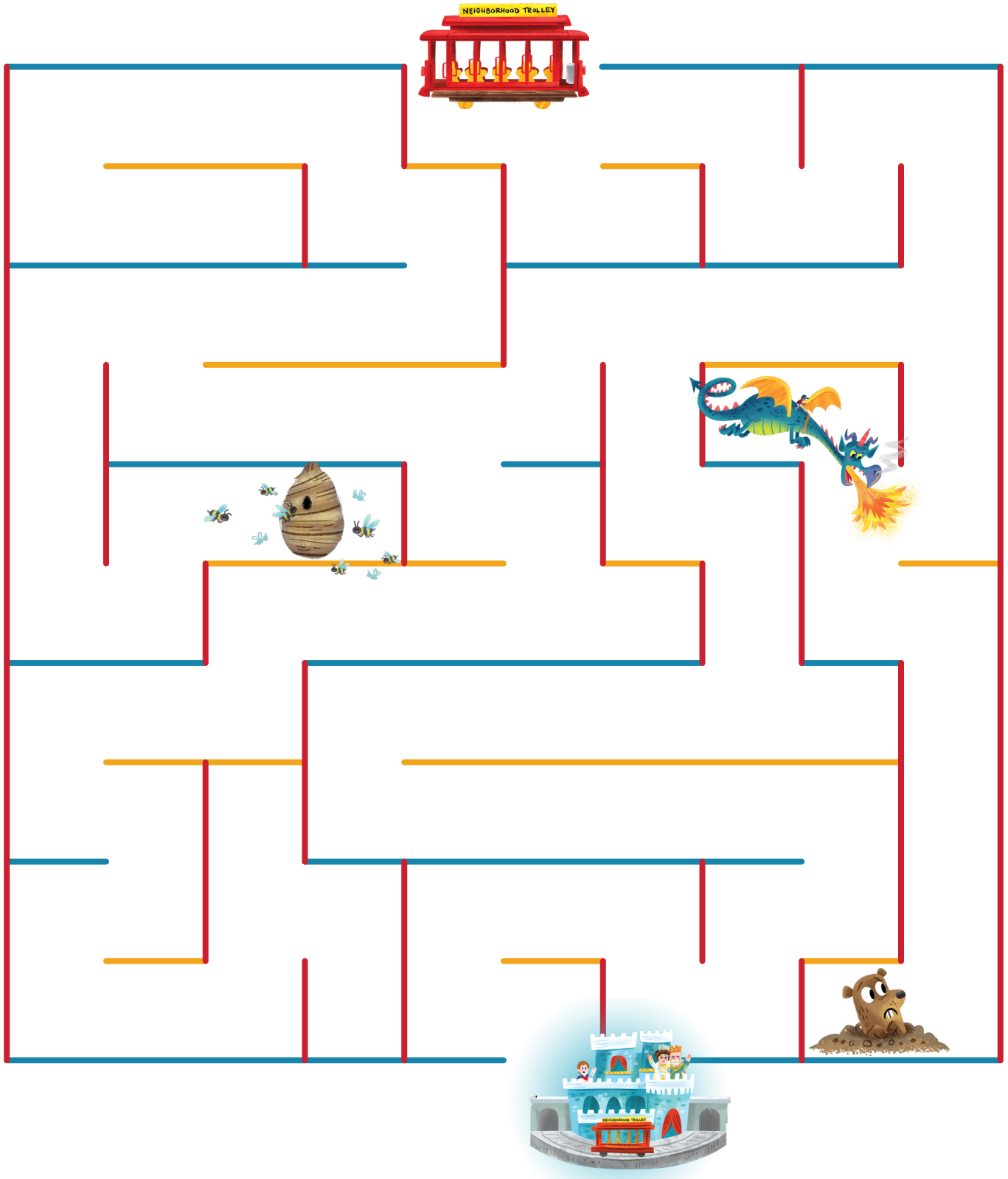
Using your imagination, transform your neighborhood into one that resembles Mister Rogers'. Be creative as you incorporate real elements from your home, street, and community. Add your favorite people, places, and characters from both Mister Rogers' real neighborhood and the Neighborhood of Make-Believe.

\_\_\_\_\_ 's Neighborhood



# Trolley Trouble!

**Oh, no! Trolley got lost somewhere between Mister Rogers' neighborhood and the Neighborhood of Make-Believe. Can you help it find its way home?**



# My Feelings Poem

**There are many poems about feelings in *A Beautiful Day in the Neighborhood*. Poetry makes talking about feelings easier and less scary. Reread the poems about feelings below as inspiration, and then write an acrostic poem about your own feelings.**

What Do You Do With the Mad That You Feel (p. 30), I Did, Too (p. 46), Sometimes Isn't Always (p. 48), Everybody's Shy Sometimes (p. 49), It Hurts to Be Lonely (p. 66), Are You Brave? (p. 67), Sometimes I Wonder If I'm a Mistake (p. 88), A Lonely Kind of Thing (p. 108), Sometimes People Are Good (p. 110), The Truth Will Make Me Free (p. 116), It's the People You Like the Most (p. 123), It's Such a Good Feeling (p. 136)

An acrostic poem is a poem about a special word. Each line in the poem begins with one letter of that special word. Write your own acrostic poem below, using the special word FEELINGS.

F

---

E

---

E

---

L

---

I

---

N

---



G

---

S

---

# Daniel Tiger Puppet



**Mister Rogers often used puppets, like Daniel Tiger, to help children explore and better understand their thoughts and feelings. Use your imagination to color, a pair of scissors (and an adult's help) to cut, and glue to attach this Daniel Tiger puppet to a wood craft stick. Then, like Mister Rogers, have conversations with your Daniel Tiger puppet about anything that is on your mind.**



# Mixed-Up Emotions

Everybody feels mixed up sometimes—but not as mixed up as these letters! Rearrange the letters below to spell out words from Mr. Rogers's book *A Beautiful Day in the Neighborhood*.

ideknsns \_\_\_\_\_

gnbeihor \_\_\_\_\_

aemk-eelbiev \_\_\_\_\_

rnidef \_\_\_\_\_

felegsni \_\_\_\_\_

levo \_\_\_\_\_

girnac \_\_\_\_\_

agnionmtia \_\_\_\_\_

siucrtiyo \_\_\_\_\_

aescipl \_\_\_\_\_




kindness, neighbor, make-believe, friend, feelings,  
love, caring, imagination, curiosity, special

# Imagine That!

Mister Rogers loved imagination and make-believe. Read the lines below from some of his poems and songs found in *A Beautiful Day in the Neighborhood*. Then use your imagination to illustrate each one.


**“Would you like to ride a trolley**



**Along that trolley track?”**



**“It’s a beautiful day in this neighborhood . . .**



**...a beautiful day for a neighbor.”**



**“What can you hear**



**When you close your eyes?”**



**“I love to take my giraffe for walks.”**



**“Who shall I be today, I say?”**



**Who shall I be today, this day?”**



# Poetic Themes

A theme is the main idea or message of a poem. Mister Rogers' poetry and songs explore common themes most children can relate to. Use *A Beautiful Day in the Neighborhood* to find one poem that deals with the themes below, and then write the title on the line next to each one.

**Imagination** \_\_\_\_\_

**Being Special** \_\_\_\_\_

**Acceptance** \_\_\_\_\_

**Family** \_\_\_\_\_

**Kindness** \_\_\_\_\_



**Curiosity** \_\_\_\_\_

**Anger** \_\_\_\_\_

**Friendship** \_\_\_\_\_

**Feelings** \_\_\_\_\_

**Love** \_\_\_\_\_

# It's You I Like

Mister Rogers always told people what he liked about them. Using the poem “It’s You I Like” as inspiration, write down the names of five people in your life—family members, classmates, a teacher, a coach, friends, or community helpers. Then list five things you like about each one.

- 1 \_\_\_\_\_
- 2 \_\_\_\_\_
- 3 \_\_\_\_\_
- 4 \_\_\_\_\_
- 5 \_\_\_\_\_

- 1 \_\_\_\_\_
- 2 \_\_\_\_\_
- 3 \_\_\_\_\_
- 4 \_\_\_\_\_
- 5 \_\_\_\_\_

- 1 \_\_\_\_\_
- 2 \_\_\_\_\_
- 3 \_\_\_\_\_
- 4 \_\_\_\_\_
- 5 \_\_\_\_\_

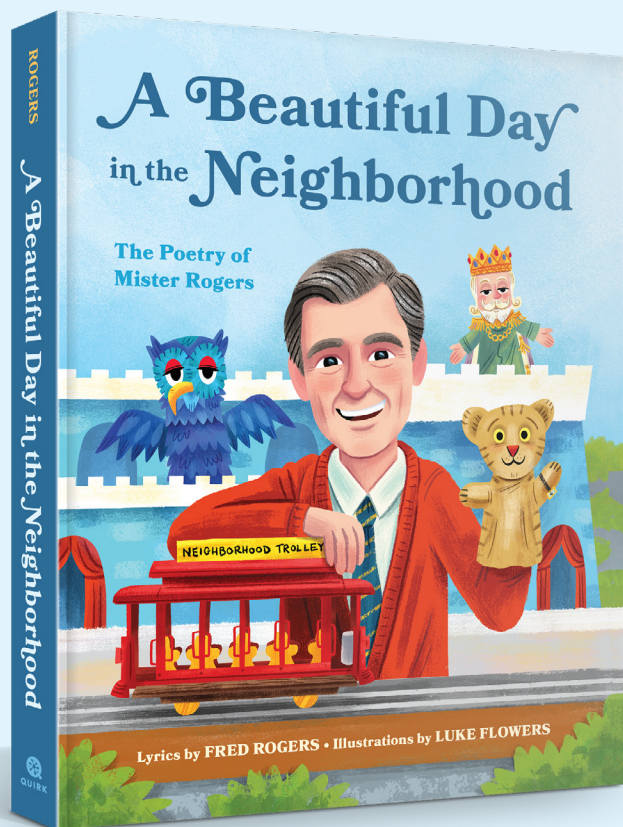
- 1 \_\_\_\_\_
- 2 \_\_\_\_\_
- 3 \_\_\_\_\_
- 4 \_\_\_\_\_
- 5 \_\_\_\_\_



- 1 \_\_\_\_\_
- 2 \_\_\_\_\_
- 3 \_\_\_\_\_
- 4 \_\_\_\_\_
- 5 \_\_\_\_\_



# Learn More about A Beautiful Day in the Neighborhood!



For the first time ever, 75 beloved songs from *Mister Rogers' Neighborhood* and *The Children's Corner* are collected in this charmingly illustrated treasury, sure to be cherished by generations of children as well as the millions of adults who grew up with Mister Rogers. From funny to sweet, silly to sincere, the lyrics of Mister Rogers explore such universal topics as feelings, new siblings, everyday life, imagination, and more. Through these songs—as well as endearing puppets and honest conversations—Mister Rogers instilled in his young viewers the values of kindness, self-awareness, and self-esteem. But most of all, he taught children that they are loved, just as they are. Perfect for bedtime, sing-along, or quiet time alone, this beautiful book of meaningful poetry is for every child—including the child inside every one of us.



**FRED ROGERS** was many things—a minister, a musician, a puppeteer, and a friend to generations of children. He was everyone's very good neighbor. For over 30 years he created and hosted the groundbreaking educational television series *Mister Rogers' Neighborhood*. He received the Presidential Medal of Freedom and was inducted into the Television Hall of Fame, among other distinguished honors.



**LUKE FLOWERS** has illustrated over 42 children's books. He enjoys puppeteering, playing banjo, and going on adventures with his wife and children in Colorado Springs, Colorado. You can see more of his work at [LukeFlowersCreative.com](http://LukeFlowersCreative.com).