

Table 1

Resource Recovery Facility Debt
Principal Amount Outstanding as of 1/1/12

Debt	Principal Amount Outstanding
Series 1998	\$11,165,000
Series 2002A	\$13,240,000
Series 2003A	\$22,555,000
Series 2003B	\$29,085,000
Series 2003C	\$24,285,000
Series 2003D1	\$31,480,000
Series 2003D2	\$65,000,000
Series 2003E	\$10,135,000
Series 2003F	\$9,815,000
RRF Bonds Outstanding	\$216,760,000




Table 2

Resource Recovery Facility Debt Including Covanta Loan, Dauphin County Working Capital Loan, and Repayment of Interest and Other Expenses as of 1/1/12

RRF Bond principal outstanding	\$216,760,000
Covanta Loan	\$23,587,500
Dauphin County working capital debt	\$34,685,000
Repay AGM interest, fees, and related expenses (est.) as of 1/1/12	\$12,000,000
Repay Dauphin County interest, fees, and related expenses (est.) as of 1/1/12	\$13,000,000
Total	\$300,032,500





Table 3


**Resource Recovery Facility Debt Including Principal, Interest, and Other Expenses
and Claim of CIT as of 1/1/12**

RRF Bond principal outstanding	\$216,760,000
Covanta Loan	\$23,587,500
Dauphin County working capital debt	\$34,685,000
Repay AGM interest, fees, and related expenses (est.) as of 1/1/12	\$12,000,000
Repay Dauphin County interest, fees, and related expenses (est.) as of 1/1/12	\$13,000,000
CIT loan	\$26,000,000
Total	\$326,032,500



**Schedule 1
City of Harrisburg
Receiver's Revised General Fund Revenues
2012 - 2016**

		2012	2013	2014	2015	2016
Line		Projected	Projected	Projected	Projected	Projected
1	Revenues Projected in February 6 Recovery Plan	55,158,737	54,898,465	54,309,655	54,032,782	53,766,445
2	2011 Operating Deficit Carryover	-2,831,344	0	0	0	0
3	Sum Line 1+2	52,327,393	54,898,465	54,309,655	54,032,782	53,766,445
4	EIT Increase	1,715,000	5,145,000	6,860,000	6,860,000	6,860,000
5	Net Initiatives	1,107,435	1,121,622	1,157,622	1,217,622	1,267,622
6	Total Revenues (Sum 3,4,5)	55,149,828	61,165,087	62,327,277	62,110,404	61,894,067
7	Loss of Water Transfer Funds	-667,137	-618,518	-570,689	-523,626	-477,303
8	Loss of Sewer Transfer Funds	-5,930,320	-5,580,244	-5,246,959	-4,929,617	-4,627,410
9	Total Loss (Sum 7+8)	-6,597,457	-6,198,762	-5,817,649	-5,453,243	-5,104,714
10	Net New Revenue (Line 6+9)	48,552,371	54,966,325	56,509,628	56,657,161	56,789,353



Schedule 2
 City of Harrisburg
 Receiver's Projected Operating Deficits Net of Labor Concessions

Line		2012 Projected	2013 Projected	2014 Projected	2015 Projected	2016 Projected
1	Net Revenues from Schedule	48,552,371	54,966,325	56,509,628	56,657,161	56,789,353
2	Expenditures per February 6 Plan	58,082,746	58,721,910	60,592,284	62,108,593	63,713,455
3	Deficit Before Labor Concessions	-9,530,375	-3,755,585	-4,082,656	-5,451,432	-6,924,101
4	Labor Concession at 5% of Current (Half year 2012)	808,292	1,657,072	1,723,749	1,764,491	1,808,717
5	Deficit After 5% Labor Concession	-8,722,083	-2,098,513	-2,358,907	-3,686,941	-5,115,385
6	Labor Concession 7.5% of Current (Half year 2012)	1,212,437	2,485,608	2,585,623	2,646,737	2,713,075
7	Deficit After 7.5% Labor Concession	-8,317,937	-1,269,977	-1,497,032	-2,804,695	-4,211,027
8	Labor Concession 10% of Current (Half year 2012)	1,616,583	3,314,145	3,447,498	3,528,982	3,617,433
9	Deficit After 10% Labor Concession	-7,913,791	-441,441	-635,158	-1,922,450	-3,306,668

