



Pennsylvania defines industry clusters to serve as the basis for data-driven workforce development policies. An industry cluster includes industries closely linked by common products, labor pools, technologies, supplier chains and training needs. They take on strategic importance for long-term economic planning as changes that benefit one group member will generally impact other members of the cluster.

Industry clusters are comprised of specific six-digit North American Industry Classification System, or NAICS, codes. They are mutually exclusive, so that no two clusters contain the same NAICS code. Currently, there are 12 clusters identified, along with several critical sub-clusters. Combined, these 12 industry clusters account for nearly 82 percent of all employment in the Commonwealth.

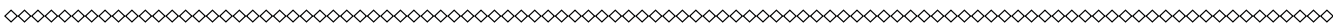
Cluster Summary

The Logistics and Transportation (LT) cluster includes industries related to the storage, transportation and distribution of goods. This cluster includes all modes of transportation, among them airlines, railroads, trucking companies, as well as logistics consulting and other supporting industries.

In addition to moving goods, the cluster also contains industries related to passenger transportation. This includes taxi services, charter buses, motor vehicle towing and scheduled passenger air transportation.

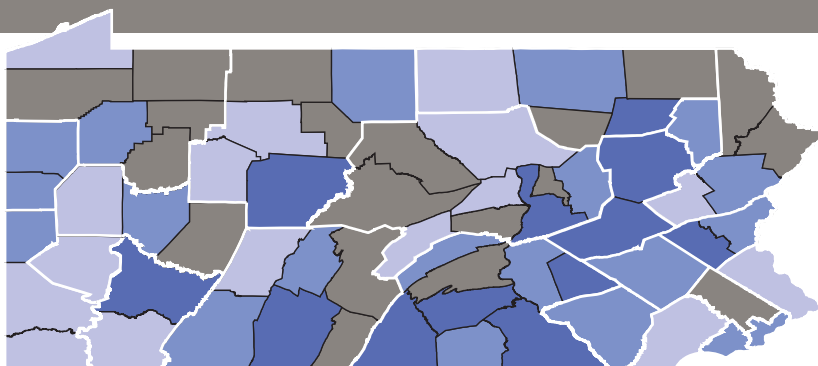
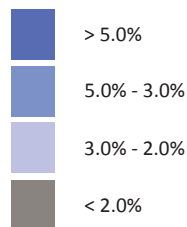
	2009	2014
Employer Units	8,791	9,354
Number of Jobs	199,397	217,353
Percent of Total Pennsylvania Jobs	3.65%	3.85%
Average Annual Wages	\$42,505	\$46,959
Location Quotient	1.11	1.13

Employment in Pennsylvania has increased, and at a faster pace than those experienced nationwide. This has increased the state’s competitiveness as indicated by the Location Quotient (LQ), and many Workforce Development Areas (WDAs) have seen significant changes in LQ (as seen on page 3.) The cluster still pays a reasonable average wage, and is close to the statewide average for all jobs (\$50,563.)



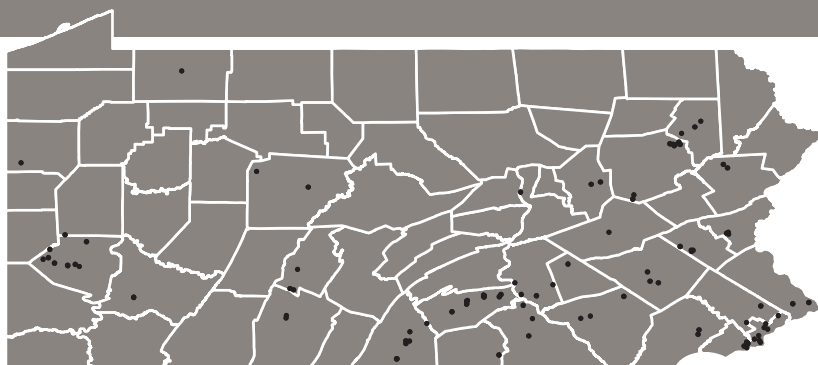
Center for Workforce Information & Analysis
651 Boas St.
Harrisburg, PA 17121
www.paworkstats.pa.gov

Percent Employment by County



Major Employers

- United Parcel Service Inc
- US Airways Inc
- Amazon.com Dedc LLC
- Wal-Mart Associates Inc
- EXEL Inc
- Federal Express Corporation



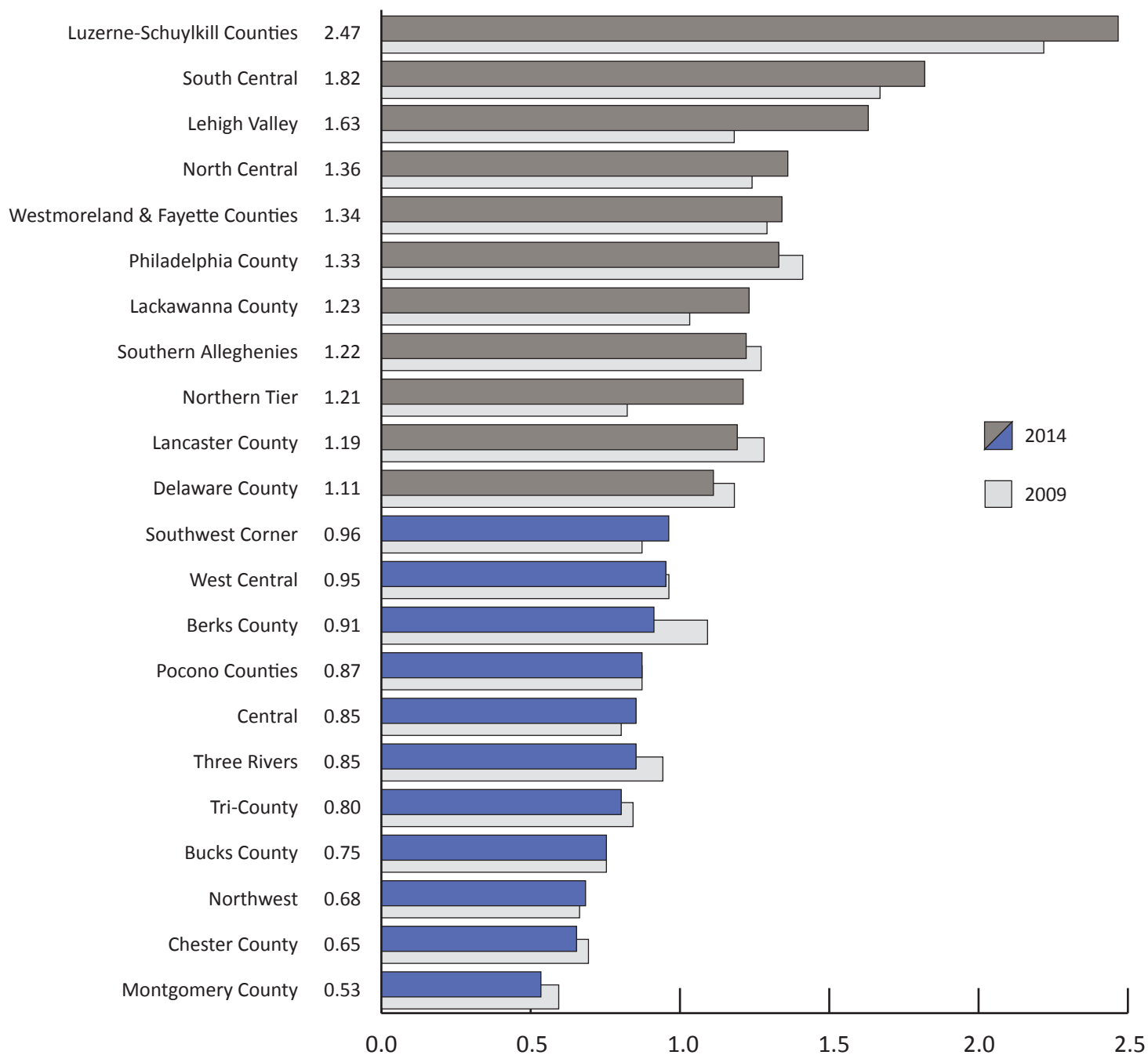
Top Industries Based on Employment

- General Warehousing & Storage
- Couriers
- General Freight Trucking, Long-Distance TL
- Other Specialized Trucking, Local
- General Freight Trucking, Long-Distance LTL
- General Freight Trucking, Local
- Scheduled Passenger Air Transportation
- Mixed Mode Transit Systems
- Process & Logistics Consulting Services
- Freight Transportation Arrangement
- Other Ground Passenger Transportation
- Passenger Car Rental
- Other Support Activities For Road Transport.
- Other Specialized Trucking, Long-Distance
- Other Airport Operations
- Truck, Trailer & RV Rental & Leasing
- Used Household & Office Goods Moving
- Charter Bus Industry
- Bus & Other Motor Vehicle Transit Systems
- Other Warehousing & Storage



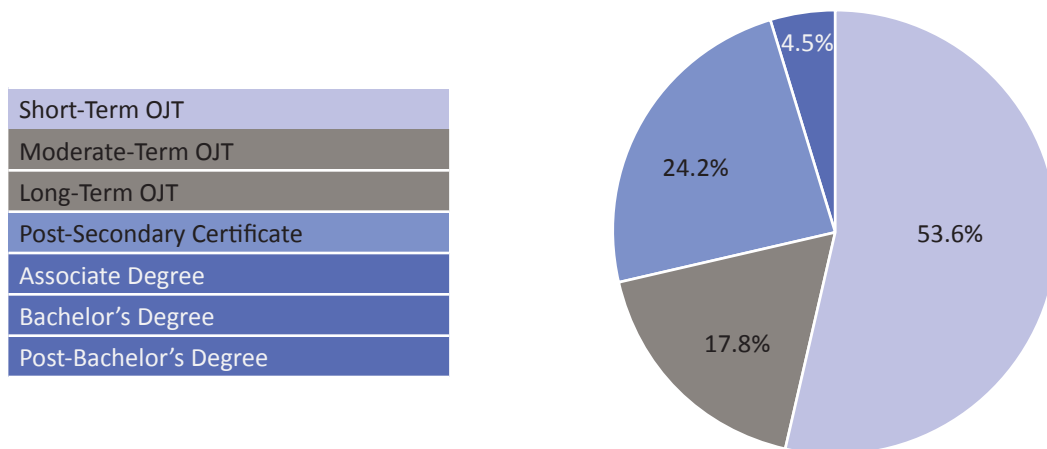
Employment Concentration

A location quotient, or LQ, compares a cluster's share of local employment to its share of national employment. This value can be used when evaluating the strength of an industry cluster within an area. A quotient greater than one indicates that the cluster has, on average, more employees locally than typically expected implying a possible competitive advantage. Luzerne-Schuylkill Counties, South Central, Lehigh Valley, North Central, Westmoreland & Fayette Counties, Lackawanna County, and Northern Tier Workforce Development Areas (WDAs) all have LQs greater than one and have also increased their competitiveness since 2009.



Educational Requirements

This graph illustrates the minimum educational attainment levels for jobs found in this cluster's various industries. Less than 5 percent of LT jobs require more than a post-secondary certificate to obtain employment. Similar to the Engery cluster, LT offers numerous well-paying jobs that do not require a college education.



Occupations with Significant Employment

The following table lists occupations that are typically employed within the LT cluster. They may not all be identified as High Priority Occupations (HPOs), but are reflective of the cluster's staffing needs. The LT cluster employs at least 2,300 people in each of these 15 occupations.

SOC Code	Occupation	Cluster Wage 2014	Job Openings	
			Industry Cluster	All Industries
53-3032	Heavy & Tractor-Trailer Truck Drivers	\$44,887	1,302	2,402
53-7062	Laborers & Freight, Stock & Material Movers	\$31,335	1,443	4,437
53-3033	Light Truck or Delivery Services Drivers	\$48,115	204	758
43-5081	Stock Clerks & Order Fillers	\$30,273	243	2,344
53-7051	Industrial Truck & Tractor Operators	\$36,657	188	556
53-7064	Packers & Packagers, Hand	\$30,118	161	1,220
43-9061	Office Clerks, General	\$33,598	91	3,274
43-5071	Shipping, Receiving & Traffic Clerks	\$36,146	108	785
49-3031	Bus & Truck Mechanics & Diesel Engine Specialists	\$42,598	104	340
43-4051	Customer Service Representatives	\$35,094	114	3,709
43-5011	Cargo & Freight Agents	\$42,281	115	127
41-2021	Counter & Rental Clerks	\$30,813	96	536
53-1031	Supervisors - Transportation & Vehicle Operators	\$61,679	102	280
53-3041	Taxi Drivers & Chauffeurs	\$23,097	62	283
53-3021	Bus Drivers, Transit & Intercity	\$30,037	58	163